






PLANET EARTH

Teacher Resource for 3–6 classrooms

The World in Infographics series welcomes readers to an exciting form of data visualization.


Each title uses icons, pictograms, and graphics to present stats, facts, and figures through beautifully designed info graphics. Highly visual and accessible, the series helps children digest complex information, covering a wide range of topics along the way. Each book includes an index, glossary, and a resource list at the back, creating a package for 8- to 12-year-olds that inspires learning.

In *Planet Earth* your students will be amazed by the real-life size of the world's largest spider, discover which animal can jump the equivalent of a human leaping over a skyscraper, and more!



The World in Infographics series

Planet Earth The Natural World The Human Body The Human World



PLANET EARTH

Warming up, cooling down

Name: _____ Date: _____

Use a thermometer to record the temperature at the start of each month (make sure you place the thermometer in the shade and not in direct sunlight). Make a note of the figures and colour in the thermometers below with these results to create a weather infographic for where you live.

